
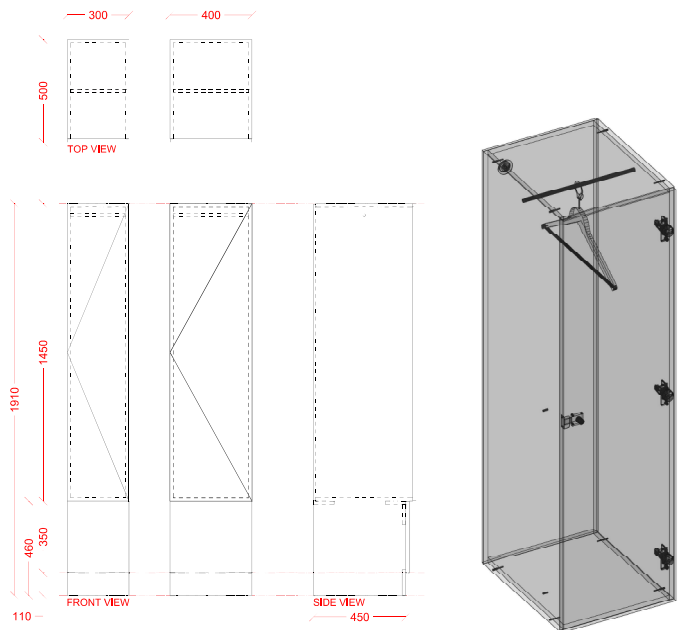




## INTERLOC LOCKER TYPE **INTERLOC G1**

**1 DOOR HIGH PLINTH.  
SINGLE DOOR LOCKER UNIT.  
HANGING AND BAG STORAGE.  
DESIGNED TO ALLOW SEATING TO FRONT.**

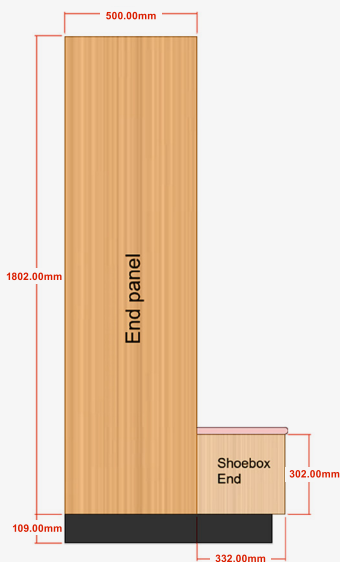
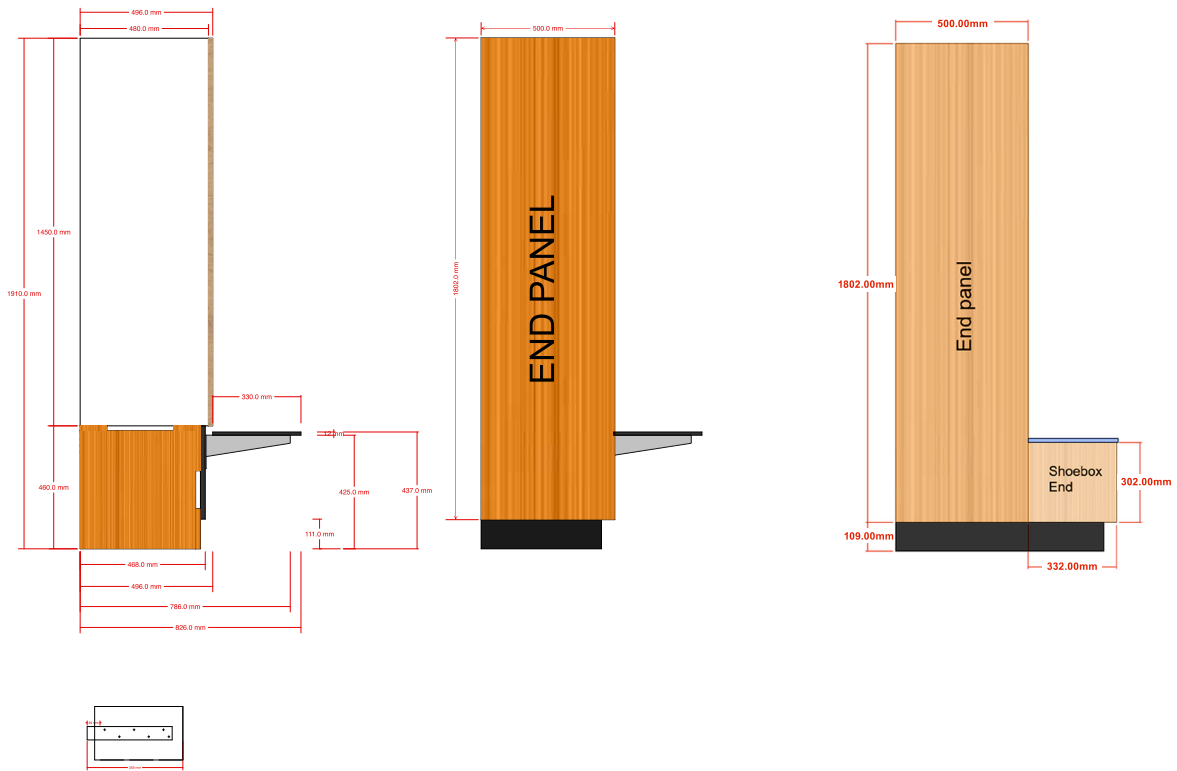
- ▶ 1450mm high x 500mm deep (standard)  
(Option for 1600mm high)
- ▶ Compact Laminate Seating.
- ▶ 450mm high plinth black (standard)
- ▶ Coloured plinth available upon request
- ▶ Cantilevered seat 300mm w
- ▶ Open Shoe Storage under (optional)
- ▶ Hanging height 1370 mm
- ▶ Coat hanger provided
- ▶ Locker 300mm or 400mm w (standard)
- ▶ Custom dimensions available upon request
- ▶ Nominate Interloc Locking - request Interloc options
- ▶ Bulkheads available
- ▶ End Panels / Filler Panels to suit
- ▶ Interloc Numbering coloured labels or option for printed labels at extra cost
- ▶ Vents optional (vertical or horizontal)
- ▶ Sloping Tops optional
- ▶ Coloured Internals optional



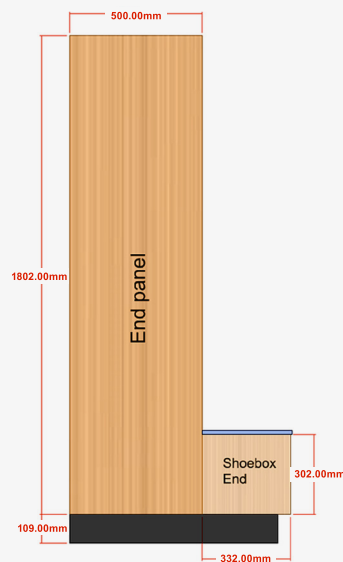
**REVIT Portal**  
[portal.interloc.com.au](http://portal.interloc.com.au)

**Locker Builder**  
(separate to Revit)

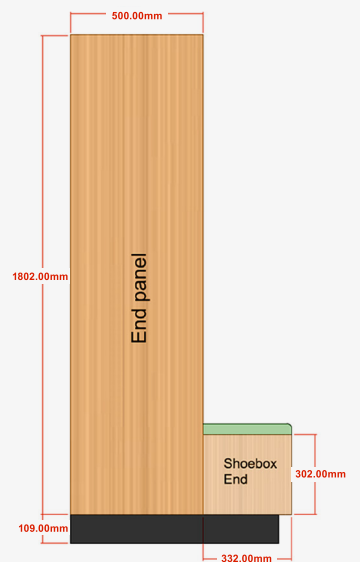
# SEATING



G Style seat with 25mm postformed  
high pressure laminate  
Open shoe storage shown



G Style seat with compact laminate seating  
Open shoe storage shown  
13mm Laminex Classic Oak (standard)  
Other colours available on request  
but may incur additional cost



G Style seat with 43mm padded upholstery  
Open shoe storage shown